

WYNDHAM COLLEGE  
Visual Arts Faculty  
HSC Wet Photography,  
Video & Digital Imaging  
ASSESSMENT TASK - 4



## *"Temporal Accounts"* – documenting a journey or time period

Date Issued: Week 1 - Term 2 \*Due Date: Week 10 - Term 2, 2019 Weighting: 15%

On completion of this module you will be assessed on your ability to address Syllabus outcomes:

M1, M2, M3, M4, M5 M6

Refer to Photography, Video and Digital Imaging course outcomes for further details.

### Content Focus:

The purpose of this assessment task is to:

- Introduce students to the practice and production of documentary photography
- Explore the taking of photographs at different times of the day and in different environments
- Explore the elasticity of time through various investigations of the world
- Explore the documentation of narrative accounts and the potential of photographic sequences
- Develop conceptual meanings through the construction of selected images
- Explore the critical and historical aspects of the documentary photograph

**All written and practical work is to be submitted in your portfolio. The task has two parts.**

### PART 1:

#### The Practical Task –*Documentary Imagery*

/60 marks

You are required to produce a series of photographic images that **document and interpret an event, expedition, journey or a narrative account of a time frame in your life**. Your images should creatively interpret your world and the fleeting moments that occur throughout time and day. Your photographic documented series may be quirky, humorous, ironic, scary, mythical, metaphorical, serious or a purely enjoyable account of a period of time in your life etc.

*Note: Reference ideas for your article & your own images, look at as many photographers as you can! eg:- Photojournalism, photography websites, video & film artists, Media photographers, Life magazine, Magnum Photo Agency, Oculi, Henri Cartier-Bresson, Sebastio Salgado, Michel Gondry, "365 days", "iphoneography", National Geographic, Spike Jonze, Lomographic images, Gregory Crewdson, Jeff Wall, Trent Parke, Bill Henson, Steve McCurry, John Divola, Doug and Mike Starn, The Douglas Brothers, Dianne Arbus, Robert Adams, short film storyboards, Wolfgang Tillmans, Weegee and Lee Friedlander.*

Start looking at layout options & how you may present images. Can you incorporate design and text?


**Remember, be creative and considered in the layout of your folio!**



## Technical information:

The following technical and compositional requirements are to be demonstrated:

- Your images may be digital, black & white and colour - film, digital, even polaroid or “app” effects or similar in *Photoshop and Lightroom*.
- Use of analogue camera’s such as SLR, 35mm, medium format, *Lomographic* as well as underwater, digital, smartphone etc should also be considered.
- All of your still images must have been taken on your “excursion/trip”, at your event or on your expedition. *Note:* this may be a College field trip (eg: Cairns, the zoo - day or night, city, personal adventure etc) or based on a personal journey, narrative of an event or happening eg: “*Vivid*”. A story board can help your planning here. Even the most trivial event can create an interesting array of images.  
(check out the *lomography, fotolog, flickr, photonet, jpg websites, instagram* etc).
- Your still images may be small scale/intimate, collaged, displayed as proof sheet mosaics, wallpapers or enlargements. *Note:* the format of your photographs should relate to your concepts and ideas.
- Consideration must be given to different compositional devices, framing approaches, experimental film & digital techniques, digital/film processing, post production enhancement and presentation for both still and film images.
- You may also digitally manipulate your images and introduce text. Photoshop techniques along with other programs should be acknowledged.
- The images you are required to submit:
  - A minimum of **fifteen photographic** images of various sizes and scales, considered layout etc which show your journey in black & white or/& colour.
  - At least **three images are to be experimental photographs** that explore visual techniques, the elasticity of time through time and shutter relationships: short/long exposures, slow/fast film, blurring and changing the focus, multiple exposure, layers, *Photoshop* experiments etc.
  - **One image entitled “landmark”**; this will be your “classic” image, presented with a notation (text) recalling why it is significant to you. This text should attempt to add insight to your actual image.
  - **A series of small scale images that are montaged** together using *Photoshop*, on a single page. Consider the many ways to design a composite set of images.



## Part 2:

### The Curated Gallery – Refining your practice

/40 marks

As the end of your HSC course draws near & in readiness for your HSC Photobook submission, you are to curate a selection of images from the completed coursework ideas developed and undertaken in Term 2.

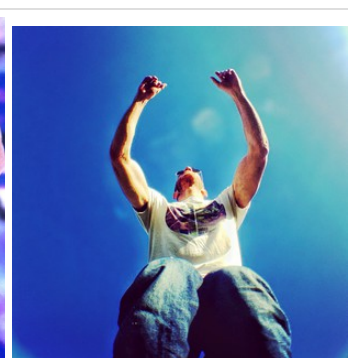

These should showcase of the best of your photographic skills and ideas that have been demonstrated with a camera and through the post production of *photoshop* or *lightroom*.


Refer to your schedule of the classwork.

This gallery of work should include at least one carefully edited example for each task/technique undertaken



*All portfolio work is to presented in a professional manner*





## HSC Assessment Mark Sheet

# *Temporal Accounts*

### Wyndham College Visual Arts Faculty HSC Photography, Video and Digital Imaging



Name: \_\_\_\_\_

Class: \_\_\_\_\_

Marks	Criteria	Performance					
		Elementary			Excellent		
<b>/60</b>	<p><b>Part 1</b></p> <p><b>Documented imagery:</b></p> <ul style="list-style-type: none"> <li>• Collection of at least fifteen images</li> <li>• Experimental techniques &amp; experimental photos</li> <li>• Landmark Image</li> <li>• Montage Image</li> </ul>	1	2	3	4	5	6
		1	2	3	4	5	6
		1	2	3	4	5	6
		1	2	3	4	5	6
<b>/40</b>	<p><b>Part 2</b></p> <p><b>Curated gallery of work, from a selection of task ideas:</b></p> <ul style="list-style-type: none"> <li>• Pairs, doubles, 2's or diptych</li> <li>• Flip Book</li> <li>• Hand drawn stencils</li> <li>• Images/alphabet as words</li> <li>• Phone a Friend</li> <li>• Small Worlds</li> <li>• Spray/mist images</li> <li>• Other. List here....</li> </ul>	1	2	3	4	5	6
		1	2	3	4	5	6
		1	2	3	4	5	6
		1	2	3	4	5	6
		1	2	3	4	5	6
		1	2	3	4	5	6
		1	2	3	4	5	6
		1	2	3	4	5	6
		1	2	3	4	5	6
		1	2	3	4	5	6
		1	2	3	4	5	6
		1	2	3	4	5	6
		1	2	3	4	5	6
		1	2	3	4	5	6
		1	2	3	4	5	6
		1	2	3	4	5	6
		1	2	3	4	5	6
		1	2	3	4	5	6
		1	2	3	4	5	6
		1	2	3	4	5	6
		1	2	3	4	5	6
		1	2	3	4	5	6
		1	2	3	4	5	6
		1	2	3	4	5	6
		1	2	3	4	5	6
		1	2	3	4	5	6
		1	2	3	4	5	6
		1	2	3	4	5	6
		1	2	3	4	5	6
		1	2	3	4	5	6
		1	2	3	4	5	6
		1	2	3	4	5	6
		1	2	3	4	5	6
		1	2	3	4	5	6
		1	2	3	4	5	6
		1	2	3	4	5	6
		1	2	3	4	5	6
		1	2	3	4	5	6
		1	2	3	4	5	6
		1	2	3	4	5	6
		1	2	3	4	5	6
		1	2	3	4	5	6
		1	2	3	4	5	6
		1	2	3	4	5	6
		1	2	3	4	5	6
		1	2	3	4	5	6
		1	2	3	4	5	6
		1	2	3	4	5	6
		1	2	3	4	5	6
		1	2	3	4	5	6
		1	2	3	4	5	6
		1	2	3	4	5	6
		1	2	3	4	5	6
		1	2	3	4	5	6
		1	2	3	4	5	6
		1	2	3	4	5	6
		1	2	3	4	5	6
		1	2	3	4	5	6
		1	2	3	4	5	6
		1	2	3	4	5	6
		1	2	3	4	5	6
		1	2	3	4	5	6
		1	2	3	4	5	6
		1	2	3	4	5	6
		1	2	3	4	5	6
		1	2	3	4	5	6
		1	2	3	4	5	6
		1	2	3	4	5	6
		1	2	3	4	5	6
		1	2	3	4	5	6
		1	2	3	4	5	6
		1	2	3	4	5	6
		1	2	3	4	5	6
		1	2	3	4	5	6
		1	2	3	4	5	6
		1	2	3	4	5	6
		1	2	3	4	5	6
		1	2	3	4	5	6
		1	2	3	4	5	6
		1	2	3	4	5	6
		1	2	3	4	5	6
		1	2	3	4	5	6
		1	2	3	4	5	6
		1	2	3	4	5	6
		1	2	3	4	5	6
		1	2	3	4	5	6
		1	2	3	4	5	6
		1	2	3	4	5	6
		1	2	3	4	5	6
		1	2	3	4	5	6
		1	2	3	4	5	6
		1	2	3	4	5	6
		1	2	3	4	5	6
		1	2	3	4	5	6
		1	2	3	4	5	6
		1	2	3	4	5	6
		1	2	3	4	5	6
		1	2	3	4	5	6
		1	2	3	4	5	6
		1	2	3	4	5	6
		1	2	3	4	5	6
		1	2	3	4	5	6
		1	2	3	4	5	6
		1	2	3	4	5	6
		1	2	3	4	5	6
		1	2	3	4	5	6
		1	2	3	4	5	6
		1	2	3	4	5	6
		1	2	3	4	5	6
		1	2	3	4	5	6
		1	2	3	4	5	6
		1	2	3	4	5	6
		1	2	3	4	5	6
		1	2	3	4	5	6
		1	2	3	4	5	6
		1	2	3	4	5	6
		1	2	3	4	5	6