




W Y N D H A M C O L L E G E



VISUAL ARTS FACULTY

IMPORTANT NOTICE FOR ALL STUDENTS

You are advised as per the conditions set by NESA (NSW Education Standards Authority) and the Assessment Policy of Wyndham College, NO extensions of time will be granted for HSC Tasks.

The due date for the following assessment task takes into account possible interruptions to any pattern of study and other assessment work you are currently undertaking in order for you to complete prescribed tasks for the HSC.

Illness etc. can be considered via "misadventure" processes, as per current HSC rules.

The following Photography task has the due date:

Photography Assessment Task No. 1

What is It?

Artmaking Review & Portfolio Submission


Date Issued: **Week 3, Term 4 - 2018**

Due Date: **Week 9, Term 4 - 2018**

Weighting: **25%**

WYNDHAM COLLEGE\Visual Arts faculty

Year 12 Photography



Assessment Task No. 1

Task:

What is It?

Artmaking Review & Portfolio Submission

Content Focus:

Introduction to Practice in Digital Imaging

Weighting: 25%

Date Issued: Term 4 Week 3, 2018

Due Date: Term 4 Week 9, 2018

On completion of this module you will be assessed on your ability to address Syllabus outcomes:

Module | DI 1

Outcomes | M1, M2, M3, M4, M5 M6, CH1, CH2, CH3 CH4

Refer to Photography, Video and Digital Imaging course outcomes for further details.

This task has two parts, both must be attempted and completed.

Content Focus:

The purpose of this assessment task is for students to:

- Make connections; see things in new ways; imparting your personal vision in the interpretation of objects, words, stimulus, details and the macro world
- Make connections as a photographer, to your subject matter
- Transform & manipulate the familiar to the strange and the strange to the familiar
- Continue to develop the practices and techniques of creative thinking & photography
- Explore, in critical and historical investigations along with advances in the field of photography
- Develop conceptual approaches to the practices of photography
- Use a variety of digital photographic equipment, including post production techniques to achieve a range of stylistic approaches in order to construct creative imagery
- Present critical discussions and research
- Curate a suitable selection of images and show professionalism in presentation

Part 1. "What Is It?" Curating your personal portfolio of images

Criteria:

You are to complete, curate and professionally present in your portfolio a selection of images based on the Theme; **"What is it?" – Get Creative with The DSLR**. These are fully outlined in the coursework handout provided by your teacher.





The task will require the completion of camera work outside school time, access to your own digital camera will be required. The colour printing of your images will also be required and sourced by each student for the presentation in your HSC Portfolio.

Submitted images should show thoughtful and considered post production editing, along with careful mounting/ and presentation techniques for presentation of your images in your HSC folio.

The curated images should show evidence successful digital practice with the following themes:

- ***Drawing with Light***
- ***Personal Photographic A-Z***
- ***A Joiner image***
- ***Inspired by a Theme***
- ***Photo Challenges***
- ***Filtering an Image***
- ***What Is It?***

Refer to the attached Marksheet for the number images required



Part 2. An investigation into recording the genre of the everyday

You should choose a photographer that you connect with and creatively inspires you.

This part of the task will include a visual and written investigation based on **one photographer** whose body of work shows innovative ways to interpret the moments of the everyday or reinterpret the aspects of everyday in an imaginative and insightful manner. You can discover your own photographer, select from the list below or use these photographers as starting reference points:

Cindy Sherman
David Hockney
Andy Warhol
H. Cartier Bresson
Sandy Skogland
Wolfgang Tillmans
Albert Watson

Richard Avedon
William Wegman
Robert Mapplethorpe
Sarah Moon
Yasumasa Morimura
Robert Doisneau
Andreas Gursky



David LaChapelle
Anton Corbijn
Josef Koudelka
Arnulf Rainer
Max Dupain
Elliot Erwitt
Olive Cotton

Man Ray
Diane Arbus
Edward Weston
Nick Knight
Weegee
Martin Parr
Andre Kertesz

Criteria:


You must provide a minimum of two photographic examples of their photographic work and address the following points in your investigation, word processed *for submission on Google Classroom*

- ✓ 1. Identify the **general background & life** of the photographer
- ✓ 2. Explain the **concepts, ideas and intent** of the work of your photographer, using the photographic examples. Consider the actual photographic practice & conceptual practice in the construction of their photographic work.
eg: the design & how the photographs are taken along with the compositional approaches. Discovering the meanings behind the images will allow you to discuss the ideas, possible interpretation, symbolism, metaphors & meanings about the images
- ✓ 3. Give a **critical comment and judgement** of their photographic work - in your words. Take into account their influence & historical position on the art/photographic world. You can use the Visual Arts Frames as a guide: structural, post-modern etc or other meaningful ways to write and discuss images.



WYNDHAM COLLEGE \ Visual Arts faculty
Year 12 Photography

Assessment Task No. 1 Mark Sheet



What is It?
Artmaking Review & Portfolio Submission

Name: _____

Criteria – curated digital images evidenced in the following themes:	Minimum No. of works	Performance Band		Mark
		Elementary	Excellent	
DRAWING WITH LIGHT	4	1 2 3 4 5 6		
PHOTOGRAPHIC ALPHABET	26	1 2 3 4 5 6		
JOINER IMAGE	1	1 2 3 4 5 6		
IMSPIRED BY A THEME	4	1 2 3 4 5 6		
PHOTO CHALLENGES	4	1 2 3 4 5 6		
FILTERING AN IMAGE	2	1 2 3 4 5 6		
WHAT IS IT?	2	1 2 3 4 5 6		
RESEARCH TASK on a selected photographer & appropriated image submitted in <i>Google Classroom</i>		1 2 3 4 5 6		/40
Total				%

Comment:

.....

.....

.....

.....