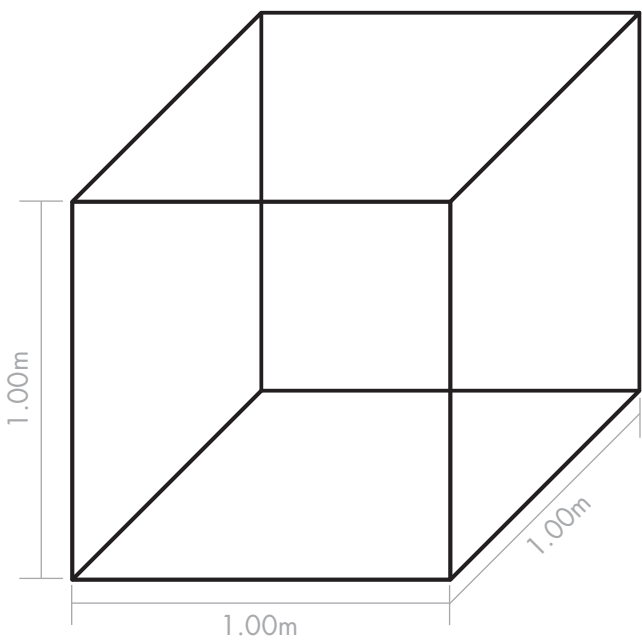




Visual Arts Body of Work *Comparison of Dimensions*

A body of work can comprise one or more individual pieces

- Rules for the body of work are on pages 45 to 49 of the Visual Arts Stage 6 Syllabus on the Board of Studies website.
- These rules apply to ALL bodies of work submitted for Visual Arts, whether they are marked corporately or itinerantly.
- ALL submissions need to comply with ALL of these rules when displayed for marking, whether the body of work is 2D, 3D or 4D, or a combination of these forms.
- Teachers and students are reminded that suggested submission formats and notes about each expressive form are included in the Visual Arts Stage 6 Syllabus.



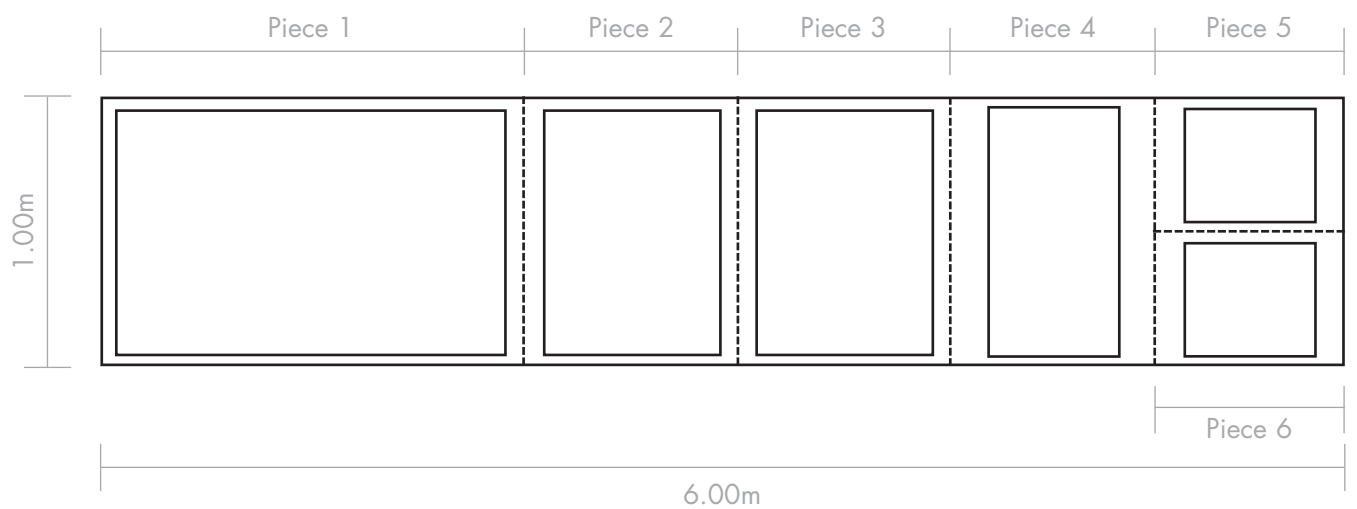
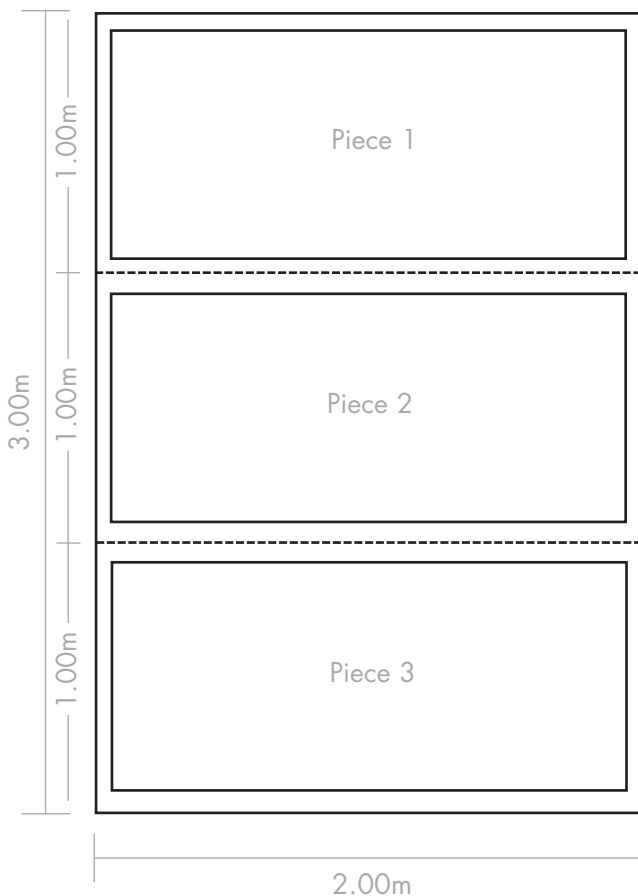
Comparison of dimensions for maximum allowable volume of 1.0 cubic metre



The volume of a body of work is determined by the height, the width and the depth of the work when displayed for marking. This measurement applies to 3D works and/or submissions with 2D and 3D components.

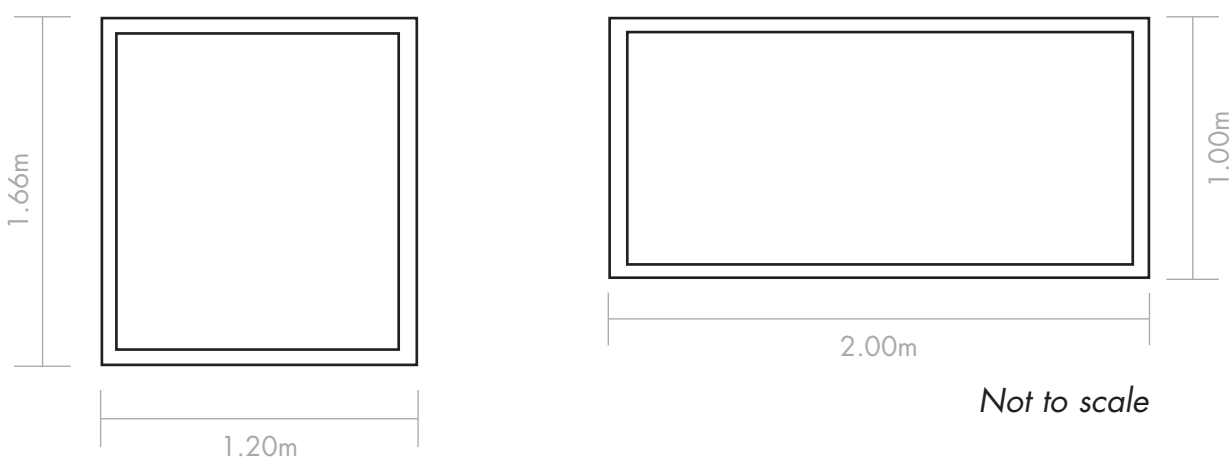
Sculptural works should not include a flat fixed piece that exceeds 2 square metres in area.

Comparison of dimensions for maximum allowable area of 6.0 square metres



Not to scale

Comparison of dimensions for allowable area of 2.0 square metres



Not to scale

Examples of length and breadth for allowable area of 2.0 square metres

2.20m x 0.91m	1.74m x 1.15m
2.10m x 0.95m	1.66m x 1.20m
2.00m x 1.00m	1.54m x 1.30m
1.90m x 1.05m	1.48m x 1.35m
1.82m x 1.10m	1.41m x 1.41m